


## Digital Swivel Point - Metric Thread Model No. 8-271



### Main Features

- Pivots to 230°, rotates through 360° due to its unique ball bearing design
- Manufactured from forged alloy steel, quenched and tempered
- Tested in accordance with EN1677-4
- Certified by DGUV GS-OA-15-04
- Load rated parts are 100 % magnaflux crack detected
- Individual forged parts and batch code links to Test Certificate sheet
- Bolts are Metric thread
- Proof tested to 2.5 times the WLL
- Fatigue rated to 20,000 cycles at 1.5 times the WLL
- All YOKE Lifting points meet or exceed all the requirements of ASME B30.26
- Easy to attach or dismantle due to the forged hexagon shaped body of the Swivel Point
- Capable of rotating under load. Do not turn continuously in 90 degree direction at full load



### Certification:

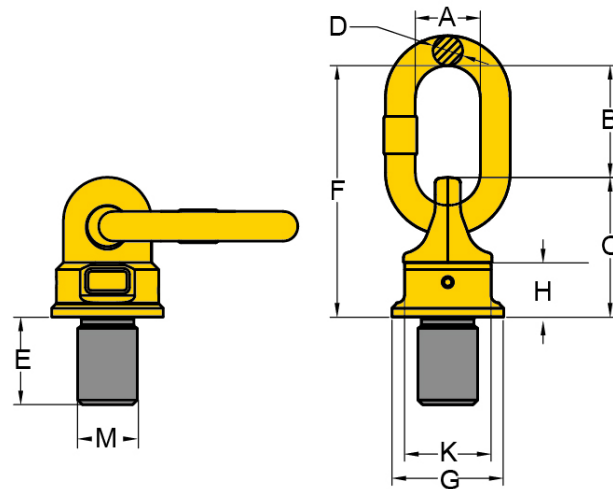
Each unit comes fully certified with a test certificate or an EC Declaration of Conformity stating compliance with the essential health and safety requirements of the Machinery Directive 2006/42/EC, the Supply of Machinery (Safety) Regulations 2008 and Section 6 of the Health and Safety at Work Etc Act 1974.

Manufactured and tested in accordance with EN1677-1. All YOKE Lifting points meet or exceed all the requirements of ASME B30.26.

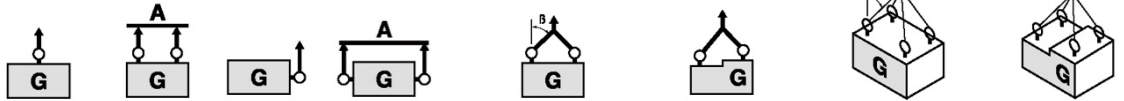
### Technical Data

Product Code	Capacity/ WLL (tonnes)	Thread version		Pitch DIN13	Dimensions (inch)								Torque in (Nm)	Net Weight (kg)
		M (mm)	E (mm)		G	C	K	H	F	D	B	A		
8-271-004	0.6	M10	15	1.50	35	40	30	16	72	8	32	29	10	0.2
8-271-006	0.7	M12	18	1.75	40	45	36	18	95	10	50	35	10	0.3
8-271-013	1.5	M16	24	2.00	46	54	41	22	104	13	50	36	30	0.5
8-271-020	2.5	M20	30	2.50	62	68	55	29	122	13	54	36	70	1.0
8-271-035	4.0	M24	36	3.00	78	88	70	36	154	19	66	41	150	2.2
8-271-060	6.0	M30	45	3.50	90	120	80	48	206	22	86	50	350	4.5
8-271-080	10.0	M36	54	4.00	90	120	80	48	206	22	86	50	410	4.6
8-271-120	13.0	M42	63	4.50	98	122	84	50	235	25	110	67	550	5.5
8-271-130	14.0	M48	72	5.00	98	122	84	50	235	25	110	67	550	6.1
8-271-140	20.0	M52	78	5.00	120	150	94	60	270	32	120	72	750	10.5
8-271-160	20.0	M56	84	5.50	120	150	94	60	270	32	120	72	800	10.7
8-271-161	20.0	M64	96	6.00	120	150	94	60	270	32	120	72	800	11.6
8-271-310	40.0	M72	108	6.00	170	210	145	83	340	45	130	90	1200	30.6
8-271-350	40.0	M80	120	6.00	170	210	145	83	340	45	130	90	1500	31.6

Other sizes available - please ask for details.



Kind of attachment



Number of legs	1	2	1	2	2	2	2	3-4	3-4	3-4	
Load direction	0°	0°	90°	90°	0-45°	45°-60°	unsymm.	0-45°	45°-60°	unsymm.	
Product Code	Thread	WLL (t)									
8-271-004	M10	0.9	1.8	0.6	1.2	0.84	0.6	0.6	1.26	0.90	0.6
8-271-006	M12	1.2	2.4	0.7	1.4	0.98	0.7	0.7	1.47	1.05	0.7
8-271-013	M16	2.6	5.2	1.5	3.0	2.10	1.5	1.5	3.15	2.25	1.5
8-271-020	M20	4.0	8.0	2.5	5.0	3.50	2.5	2.5	5.25	3.75	2.5
8-271-035	M24	7.0	14.0	4.0	8.0	5.60	4.0	4.0	8.40	6.00	4.0
8-271-060	M30	10.0	20.0	6.0	12.0	8.40	6.0	6.0	12.60	9.00	6.0
8-271-080	M36	15.0	30.0	10.0	20.0	14.00	10.0	10.0	21.00	15.00	10.0
8-271-120	M42	17.0	34.0	13.0	26.0	18.20	13.0	13.0	27.30	19.50	13.0
8-271-130	M48	18.0	36.0	14.0	28.0	19.60	14.0	14.0	29.40	21.00	14.0
8-271-140	M52	25.0	50.0	20.0	40.0	28.00	20.0	20.0	42.00	30.00	20.0
8-271-160	M56	28.0	56.0	20.0	40.0	28.00	20.0	20.0	42.00	30.00	20.0
8-271-161	M64	28.0	56.0	20.0	40.0	28.00	20.0	20.0	42.00	30.00	20.0
8-271-310	M72	50.0	100.0	40.0	80.0	56.00	40.0	40.0	84.00	60.00	40.0
8-271-350	M80	50.0	100.0	40.0	80.0	56.00	40.0	40.0	84.00	60.00	40.0

Due to our policy of continual product development, dimensions, weights and specifications may change without prior notice. Please check with your Tiger sales team when ordering.