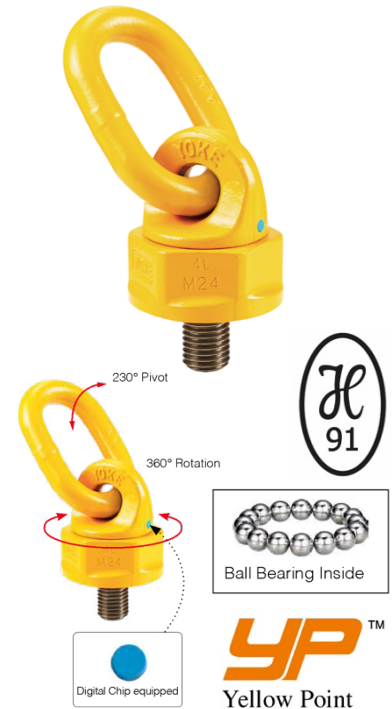


Digital Swivel Point - UNC Thread Model No. 8-272



Main Features

- Pivots to 230°, rotates through 360° due to its unique ball bearing design
- Manufactured from forged alloy steel, quenched and tempered
- Tested in accordance with EN1677-4
- Load rated parts are 100 % magnaflux crack detected
- Individual forged parts and batch code links to Test Certificate sheet
- Bolts are UNC thread
- Proof tested to 2.5 times the WLL
- Fatigue rated to 20,000 cycles at 1.5 times the WLL
- All YOKE Lifting points meet or exceed all the requirements of ASME B30.26
- Easy to attach or dismantle due to the forged hexagon shaped body of the Swivel Point
- Capable of rotating under load. Do not turn continuously in 90 degree direction at full load



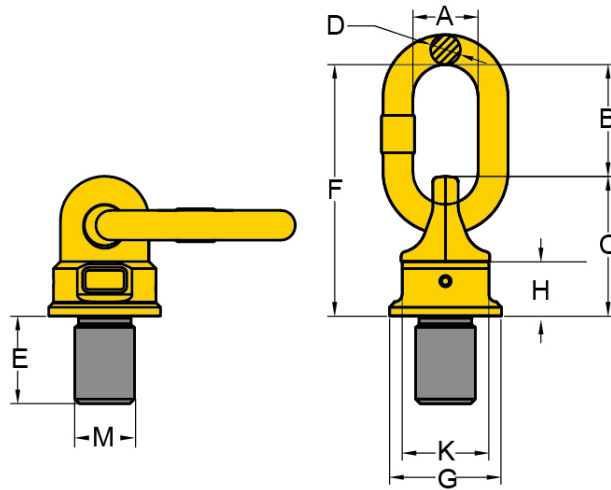
Certification:

Each unit comes fully certified with a test certificate or an EC Declaration of Conformity stating compliance with the essential health and safety requirements of the Machinery Directive 2006/42/EC, the Supply of Machinery (Safety) Regulations 2008 and Section 6 of the Health and Safety at Work Etc Act 1974.

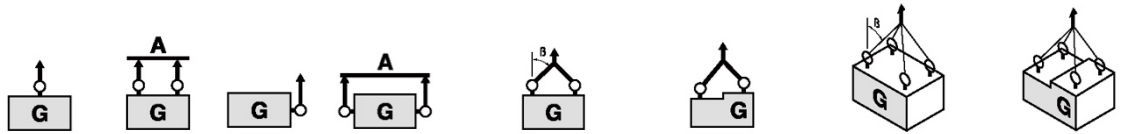
Manufactured and tested in accordance with EN1677-1. All YOKE Lifting points meet or exceed all the requirements of ASME B30.26.

Technical Data

Product Code	Capacity/ WLL (tonnes)	Thread version		TPI	Dimensions (inch)								Torque in (Nm)	Net Weight (lbs)
		M (inch)	E (inch)		G	C	K	H	F	D	B	A		
8-272-006	0.7	1/2	0.75	13UNC	1.57	1.77	1.42	0.71	3.74	0.39	1.97	1.38	15	0.7
8-272-013	1.5	5/8	0.94	11UNC	1.81	2.13	1.61	0.87	4.09	0.51	1.97	1.42	45	1.2
8-272-018	2.0	3/4	1.13	10UNC	1.81	2.68	1.61	0.87	4.09	0.51	1.97	1.42	45	1.2
8-272-020	2.5	7/8	1.31	9UNC	2.44	2.68	2.17	1.14	4.80	0.51	2.13	1.42	100	2.2
8-272-035	4.0	1	1.50	8UNC	3.07	3.46	2.76	1.42	6.06	0.75	2.60	1.61	190	4.8
8-272-060	6.0	1 1/4	1.88	7UNC	3.54	4.72	3.15	1.89	8.11	0.87	3.39	1.97	270	9.9
8-272-080	10.0	1 1/2	2.25	6UNC	3.54	4.72	3.15	1.89	8.11	0.87	3.39	1.97	270	10.0
8-272-120	13.0	1 3/4	2.63	5UNC	3.86	4.80	3.31	1.97	9.25	0.98	4.33	2.64	350	12.1
8-272-130	14.0	2	3.00	4.5UNC	3.86	4.80	3.31	1.97	9.25	0.98	4.33	2.64	350	13.5
8-272-140	20.0	2 1/4	3.38	4.5UNC	4.72	5.91	3.70	2.36	10.63	1.26	4.72	2.83	350	23.1
8-272-160	20.0	2 1/2	3.75	4UNC	4.72	5.91	3.70	2.36	10.63	1.26	4.72	2.83	350	23.5



Kind of attachment



Number of legs	1	2	1	2	2	2	2	2	3-4	3-4	3-4
Load direction	0°	0°	90°	90°	0-45°	45°-60°	unsymm.	0-45°	45°-60°	unsymm.	
Product Code	Thread	WLL (t)									
8-272-006	1/2	1.20	2.40	0.70	1.40	0.98	0.70	0.70	1.47	1.05	0.70
8-272-013	5/8	2.60	5.20	1.50	3.00	2.10	1.50	1.50	3.15	2.25	1.50
8-272-018	3/4	3.60	7.20	2.00	4.00	2.80	2.00	2.00	4.20	3.00	2.00
8-272-020	7/8	4.00	8.00	2.50	5.00	3.50	2.50	2.50	5.25	3.75	2.50
8-272-035	1	7.00	14.00	4.00	8.00	5.60	4.00	4.00	8.40	6.00	4.00
8-272-060	1 1/4	10.00	20.00	6.00	12.00	8.40	6.00	6.00	12.60	9.00	6.00
8-272-080	1 1/2	15.00	30.00	10.00	20.00	14.00	10.00	10.00	21.00	15.00	10.00
8-272-120	1 3/4	17.00	34.00	13.00	26.00	18.20	13.00	13.00	27.30	19.50	13.00
8-272-130	2	18.00	36.00	14.00	28.00	19.60	14.00	14.00	29.40	21.00	14.00
8-272-140	2 1/4	25.00	50.00	20.00	40.00	28.00	20.00	20.00	42.00	30.00	20.00
8-272-160	2 1/2	28.00	56.00	20.00	40.00	28.00	20.00	20.00	42.00	30.00	20.00

Due to our policy of continual product development, dimensions, weights and specifications may change without prior notice. Please check with your Tiger sales team when ordering.