


Digital Hoist Ring - Metric Thread Model No. 8-251



Main Features

- Pivots to 230°, rotates through 360° due to its unique ball bearing design
- Manufactured from forged alloy steel, quenched and tempered
- Tested in accordance with EN1677-4
- All YOKE Lifting points meet or Certified by DGUV GS-OA-15-04
- Load rated parts are 100 % magnaflux crack detected
- Individual forged parts and batch code links to Test Certificate sheet
- Bolts are Metric thread
- Proof tested to 2.5 times the WLL
- Fatigue rated to 20,000 cycles at 1.5 times the WLL
- All YOKE Lifting points meet or exceed all the requirements of ASME B30.26
- Easy to attach or dismantle due to the forged hexagon shaped body of the Super Point
- Capable of rotating under load. Do not turn continuously in 90 degree direction at full load
- With the new WLL tables you can find the right Super Point attachment for your application and by the yellow marking on both sides you can measure disposal stage of the Super Point



Certification:

Each unit comes fully certified with a test certificate or an EC Declaration of Conformity stating compliance with the essential health and safety requirements of the Machinery Directive 2006/42/EC, the Supply of Machinery (Safety) Regulations 2008 and Section 6 of the Health and Safety at Work Etc Act 1974.

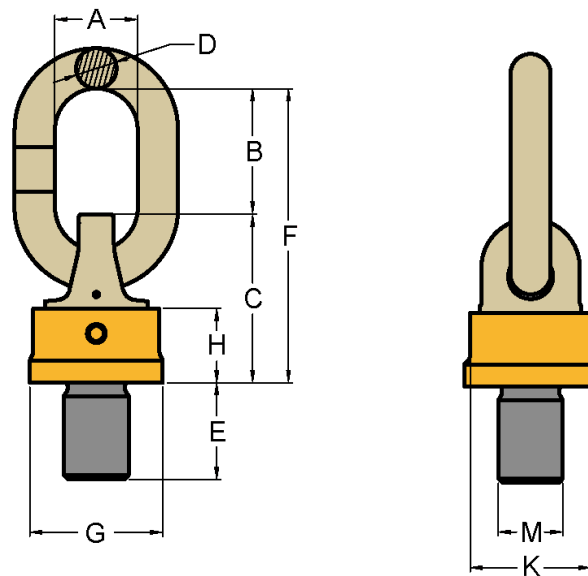
Manufactured and tested in accordance with EN1677-1. All YOKE Lifting points meet or exceed all the requirements of ASME B30.26.

Technical Data




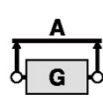


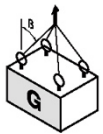
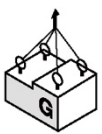
Product Code	Capacity/ WLL (tonnes)	Thread version		Pitch DIN1 3	Dimensions (mm)								Torque in (Nm)	Net Weight (kg)
		M (mm)	E (mm)		G	C	K	H	F	D	B	A		
8-251-004-01	0.3	M8	12	1.25	36.5	48	34	20.5	101	13	53	35	10 - 40	0.30
8-251-007-01	0.5	M10	18	1.50	36.5	48	34	20.5	101	13	53	35	10 - 40	0.40
8-251-007-02	0.7	M12	18	1.75	36.5	48	34	20.5	101	13	53	35	15 - 40	0.40
8-251-007-03	0.7	M12	25	1.75	36.5	48	34	20.5	101	13	53	35	15 - 40	0.40
8-251-007-04	1.0	M14	20	2.00	36.5	48	34	20.5	101	13	53	35	30 - 40	0.40
8-251-014-01	1.4	M16	20	2.00	36.5	48	34	20.5	101	13	53	35	45 - 130	0.44
8-251-014-02	1.4	M16	24	2.00	36.5	48	34	20.5	101	13	53	35	45 - 130	0.50
8-251-014-03	1.4	M16	30	2.00	36.5	48	34	20.5	101	13	53	35	45 - 130	0.50
8-251-014-04	1.7	M20	30	2.50	36.5	48	34	20.5	101	13	53	35	75 - 130	0.50
8-251-014-05	1.7	M24	30	3.00	36.5	48	34	20.5	101	13	53	35	90 - 130	0.50
8-251-025-01	2.5	M20	30	2.50	52.0	68	46	28.0	127	16	59	35	100 - 170	1.00
8-251-025-02	2.5	M20	40	2.50	52.0	68	46	28.0	127	16	59	35	100 - 170	1.00
8-251-025-03	2.5	M20	50	2.50	52.0	68	46	28.0	127	16	59	35	100 - 170	1.10
8-251-025-04	2.5	M20	70	2.50	52.0	68	46	28.0	127	16	59	35	100 - 170	1.10
8-251-040-01	4.0	M24	30	3.00	57.0	75	50	34.5	148	19	73	40	190 - 280	1.50
8-251-040-02	4.0	M24	36	3.00	57.0	75	50	34.5	148	19	73	40	190 - 280	1.50
8-251-040-03	4.0	M24	45	3.00	57.0	75	50	34.5	148	19	73	40	190 - 280	1.50
8-251-040-04	4.0	M24	50	3.00	57.0	75	50	34.5	148	19	73	40	190 - 280	1.50
8-251-040-05	4.0	M30	35	3.50	57.0	75	50	34.5	148	19	73	40	190 - 280	1.50
8-251-067-01	6.7	M30	35	3.50	70.0	95	65	41.0	163	20	68	40	230 - 400	2.40
8-251-067-02	6.7	M30	45	3.50	70.0	95	65	41.0	163	20	68	40	230 - 400	2.40
8-251-067-03	6.7	M30	50	3.50	70.0	95	65	41.0	163	20	68	40	230 - 400	2.50

Our innovation, your safety

8-251-067-04	6.7	M30	60	3.50	70.0	95	65	41.0	163	20	68	40	230 - 400	2.50
8-251-080-01	8.0	M30	35	3.50	81.0	106	75	48.0	201	22	95	50	270 - 600	3.60
8-251-080-02	8.0	M30	45	3.50	81.0	106	75	48.0	201	22	95	50	270 - 600	3.70
8-251-100-01	10.0	M36	50	4.00	81.0	106	75	48.0	201	22	95	50	270 - 600	3.80
8-251-100-02	10.0	M36	54	4.00	81.0	106	75	48.0	201	22	95	50	270 - 600	3.90
8-251-125-01	12.5	M42	50	4.50	81.0	106	75	48.0	201	22	95	50	270 - 700	3.90
8-251-125-02	12.5	M42	60	4.50	81.0	106	75	48.0	201	22	95	50	270 - 700	4.00
8-251-125-03	12.5	M42	63	4.50	81.0	106	75	48.0	201	22	95	50	270 - 700	4.00
8-251-125-04	12.5	M45	60	4.50	81.0	106	75	48.0	201	22	95	50	270 - 700	4.10
8-251-125-05	12.5	M48	72	5.00	81.0	106	75	48.0	201	22	95	50	270 - 700	4.40
8-251-170-01	13.0	M42	60	4.50	104.0	127	95	58.0	256	32	129	70	350 - 800	7.40
8-251-170-02	17.0	M45	60	4.50	104.0	127	95	58.0	256	32	129	70	350 - 800	7.50
8-251-170-03	17.0	M48	60	5.00	104.0	127	95	58.0	256	32	129	70	350 - 800	7.60
8-251-170-04	17.0	M48	72	5.00	104.0	127	95	58.0	256	32	129	70	350 - 800	7.70
8-251-170-045	17.0	M52	78	5.00	104.0	127	95	58.0	256	32	129	70	350 - 800	7.90
8-251-170-05	18.0	M56	78	5.50	104.0	127	95	58.0	256	32	129	70	350 - 900	8.10
8-251-170-06	18.0	M56	84	5.50	104.0	127	95	58.0	256	32	129	70	350 - 900	8.10
8-251-200-01	20.0	M64	96	6.00	104.0	127	95	58.0	256	32	129	70	350 - 900	8.90
8-251-200-02	20.0	M64	110	6.00	104.0	127	95	58.0	256	32	129	70	350 - 900	9.30
8-251-280-01	28.0	M64	96	6.00	129.0	174	115	78.0	305	36	131	80	500 - 1000	16.40
8-251-280-02	28.0	M72	120	6.00	129.0	174	115	78.0	305	36	131	80	500 - 1200	17.70
8-251-280-03	28.0	M80	150	6.00	129.0	174	115	78.0	305	36	131	80	500 - 1200	19.60
8-251-350-005	35.0	M72	108	6.00	148.0	187	135	83.0	366	45	140	92	500 - 1400	24.80
8-251-350-01	35.0	M80	120	6.00	148.0	187	135	83.0	366	45	140	92	500 - 1400	25.30
8-251-350-02	35.0	M90	150	6.00	148.0	187	135	83.0	366	45	140	92	500 - 1500	27.80
8-251-400-005	40.0	M72	108	6.00	170.0	210	145	83.0	340	45	130	92	500 - 1500	30.10
8-251-400-01	40.0	M80	120	6.00	170.0	210	145	83.0	340	45	130	92	500 - 1500	31.90
8-251-400-02	40.0	M90	115	6.00	170.0	210	145	83.0	340	45	130	92	500 - 1500	33.60
8-251-400-025	40.0	M90	135	6.00	170.0	210	145	83.0	340	45	130	92	500 - 1500	33.90
8-251-400-03	40.0	M90	150	6.00	170.0	210	145	83.0	340	45	130	92	500 - 1500	34.20
8-251-400-04	40.0	M100	150	6.00	170.0	210	145	83.0	340	45	130	92	500 - 1500	35.20



Home of the Tiger pneumatic hoisting, manual hoisting, clamping and winching ranges

Kind of attachment											
Number of legs		1	2	1	2	2	2	2	3-4	3-4	3-4
Load direction		0°	0°	90°	90°	0-45°	45°-60°	unsymm.	0-45°	45°-60°	unsymm.
Product Code	Thread	WLL (t)									
8-251-004	M8	0.60	1.20	0.30	0.60	0.40	0.30	0.30	0.60	0.45	0.30
8-251-007	M10	1.00	2.00	0.50	1.00	0.70	0.50	0.50	1.00	0.75	0.50
	M12	1.40	2.80	0.70	1.40	1.00	0.70	0.70	1.40	1.00	0.70
	M14	2.00	4.00	1.00	2.00	1.40	1.00	1.00	2.12	1.50	1.00
8-251-014	M16	2.80	5.60	1.40	2.80	2.00	1.40	1.40	3.00	2.12	1.40
	M20	3.40	6.80	1.70	3.40	2.40	1.70	1.70	3.55	2.50	1.70
8-251-025	M24	3.40	6.80	1.70	3.40	2.40	1.70	1.70	3.55	2.50	1.70
	M20	5.00	10.00	2.50	5.00	3.55	2.50	2.50	5.30	3.75	2.50
8-251-040	M24	8.00	16.00	4.00	8.00	5.60	4.00	4.00	8.50	6.00	4.00
	M30	8.00	16.00	4.00	8.00	5.60	4.00	4.00	8.50	6.00	4.00
8-251-067	M30	12.00	24.00	6.70	13.40	9.50	6.70	6.70	14.00	10.00	6.70
8-251-080	M30	12.00	24.00	8.00	16.00	11.20	8.00	8.00	16.00	12.00	8.00
8-251-100	M36	15.00	30.00	10.00	20.00	14.00	10.00	10.00	21.20	15.00	10.00
8-251-125	M42	15.00	30.00	12.50	25.00	17.00	12.50	12.50	25.00	18.00	12.50
	M45	15.00	30.00	12.50	25.00	17.00	12.50	12.50	25.00	18.00	12.50
	M48	15.00	30.00	12.50	25.00	17.00	12.50	12.50	25.00	18.00	12.50
8-251-170	M42	20.00	40.00	13.00	26.00	18.00	13.00	13.00	27.00	19.00	13.00
	M45	25.00	50.00	17.00	34.00	23.50	17.00	17.00	35.00	25.00	17.00
	M48	25.00	50.00	17.00	34.00	23.50	17.00	17.00	35.00	25.00	17.00
	M52	25.00	50.00	17.00	34.00	23.50	17.00	17.00	35.00	25.00	17.00
	M56	25.00	50.00	18.00	36.00	25.00	18.00	18.00	37.50	26.50	18.00
8-251-200	M64	25.00	50.00	20.00	40.00	28.00	20.00	20.00	42.50	30.00	20.00
	M64	32.50	65.00	28.00	56.00	39.00	28.00	28.00	58.00	42.00	28.00
8-251-280	M72	32.50	65.00	28.00	56.00	39.00	28.00	28.00	58.00	42.00	28.00
	M80	32.50	65.00	28.00	56.00	39.00	28.00	28.00	58.00	42.00	28.00
8-251-350	M72	40.00	80.00	35.00	70.00	49.00	35.00	35.00	74.00	52.50	35.00
	M80	40.00	80.00	35.00	70.00	49.00	35.00	35.00	74.00	52.50	35.00
	M90	40.00	80.00	35.00	70.00	49.00	35.00	35.00	74.00	52.50	35.00
8-251-400	M72	50.00	100.00	40.00	80.00	56.00	40.00	40.00	84.00	60.00	40.00
	M80	50.00	100.00	40.00	80.00	56.00	40.00	40.00	84.00	60.00	40.00
	M90	50.00	100.00	40.00	80.00	56.00	40.00	40.00	84.00	60.00	40.00
	M100	50.00	100.00	40.00	80.00	56.00	40.00	40.00	84.00	60.00	40.00

Due to our policy of continual product development, dimensions, weights and specifications may change without prior notice. Please check with your Tiger sales team when ordering.