


Tiger Low Headroom Combination Chain Block & Trolley Model No. LHCG



With optional locking device



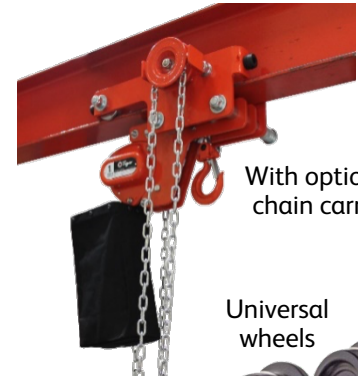
Corrosion or spark resistant versions available



Main Features

- Very low headroom
- Range from 1.0t to 10.0t
- Ideal for locations where headroom is limited
- Operating temperature of -40°C to +80°C (temperature range of -60°C to +80°C available as an option)
- Can be chained to any height of lift to meet your exact requirements
- Chain carrier available
- Corrosion or spark resistant versions available
- Available with load limiter
- Available with beam locking device
- Powder coated universal wheels suit both tapered and flat flange beams
- These units meet and exceed all the requirements within BS EN 13157: 2004+A1:2009 and AS1418.2.

Smaller minimum curve ratios may be available – contact us for details



With optional chain carrier

Universal wheels



Certification:

Each unit comes fully certified with a test certificate or an EC Declaration of Conformity stating compliance with the essential health and safety requirements of the Machinery Directive 2006/42/EC.

Technical Data

Product Code	Capacity (tonne)	D - Track width		Minimum Curve Radius (m)	Dimensions (mm)										Load Chain		Net Weight (kg) @ std HOL range 1/range 2
		Range 1 (mm)	Range 2 (mm)		A	B	C	E	F	G	H	J	L	Diameter (mm)	No. of falls		
LHCG-0100	1.0	62-180	62-310	2.2	458	207	138	149	24	230	210	70.5	82	ø6.3	1	36.5/38.1	
LHCG-0200	2.0	88-180	88-310	3.2	576	207	141	179	24	299	260	79.5	94	ø8.0	1	62.6/64.4	
LHCG-0300	3.0	88-180	88-310	4.0	698	209	153	221	32	341	305	96.5	126	ø10.0	1	95.2/97.7	
LHCG-0600	6.0	106-194	106-310	6.0	791	216	164	274	32	344	425	117	137	ø10.0	2	132.1/133.7	
LHCG-1000	10.0	106-320	-	9.0	873	283	243	377	45	364	550	118	116	ø10.0	3	203.0	

Technical Data – with optional locking device

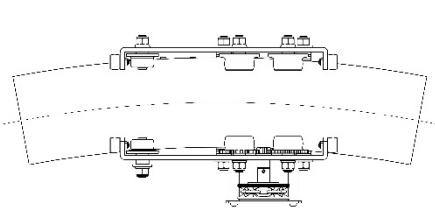
Product Code	Capacity (tonne)	D - Track width		Minimum Curve Radius (m) locking at the outside of I beam	Minimum Curve Radius (m) locking at the outside of I beam	Dimensions (mm)										Net Weight (kg) @ std HOL range 1/range 2
		Range 1 (mm)	Range 2 (mm)			A	B	C	E	F	G	H	J	L		
LHCG-0100-K	1.0	62-180	62-310	2.2	3.0	572	207	138	149	24	230	210	70.5	82	44.2/45.8	
LHCG-0200-K	2.0	88-180	88-310	3.2	4.5	678	207	141	179	24	299	260	79.5	94	70.9/72.7	
LHCG-0300-K	3.0	88-180	88-310	4.0	5.5	814	209	153	221	32	341	305	96.5	126	105.4/107.9	
LHCG-0600-K	6.0	106-194	106-310	6.0	8.0	924	216	164	274	32	344	425	117	137	143.4/145.0	
LHCG-1000-K	10.0	106-320	-	9.0	14.0	1013	286	243	377	45	364	550	118	116	216.2	

Standard geared trolley hand chain length - 2.5m. We can change the length to suit your requirements.

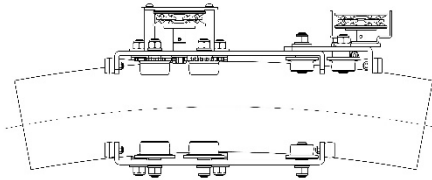
Standard height of lift (HOL) of chain block - 3m. We can change this to suit your requirements.

D is the standard track width range. Allow 5mm gap between the wheel flange and beam. Please contact us for track widths outside of this range.

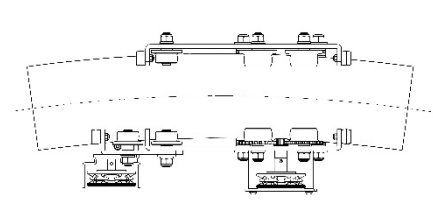
Maximum beam flange thickness should be smaller than F.



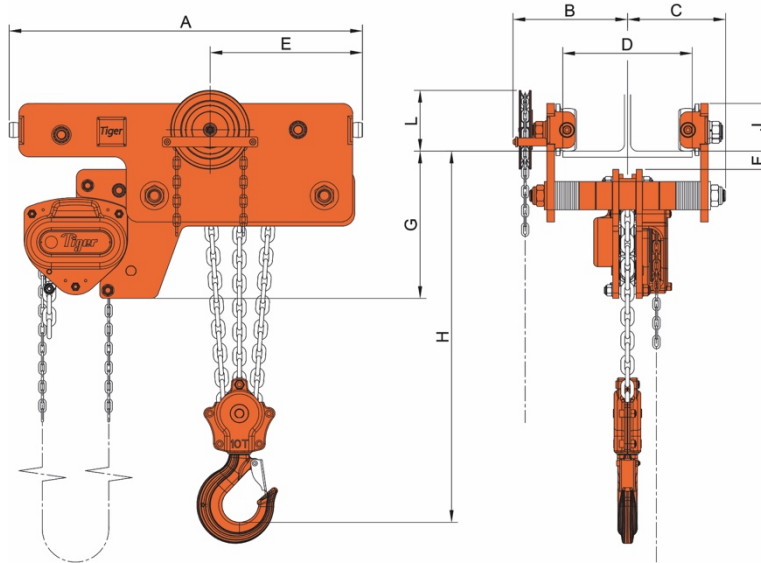
Standard Product



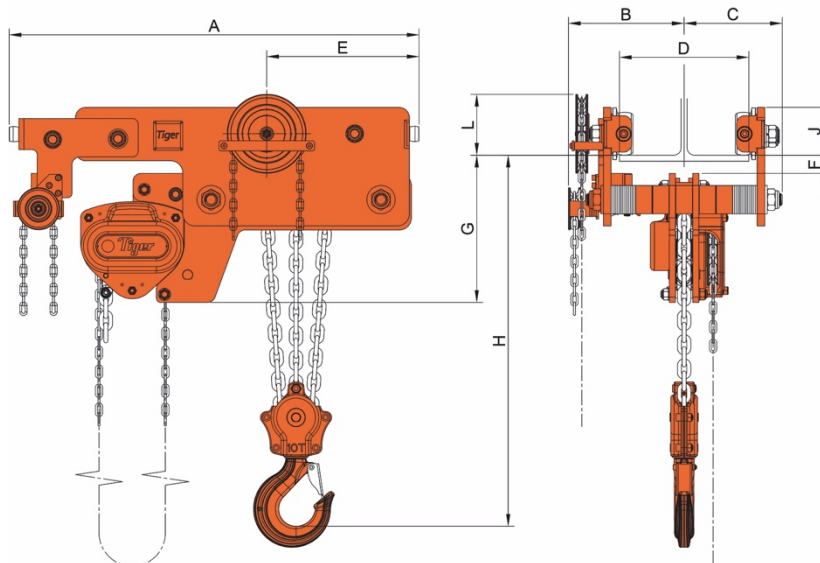
With Locking Device – outside of curve



With Locking Device – inside of curve



LHCG



with locking device - LHCG-K

Due to our policy of continual product development, dimensions, weights and specifications may change without prior notice. Please check with your Tiger sales team when ordering.

Bespoke designs available on request – contact info@tigerlifting.com for more information.