


Tiger Wire Rope Pulling Machine Model No. TRPA



TRPA (Aluminium)



Main Features

- Range from 800kg to 5400kg (Lifting Capacity)
- Lightweight manual pulling machines - simple and safe to operate
- Compact high-strength
- Corrosion free aluminium alloy casing
- Usable at horizontal, vertical and angled working positions
- 20m steel wire with eye hook as standard
- Rope clamp system easily disengaged with a lever allowing smooth installation of wire rope
- Equipped with an anchor bolt offering numerous connection possibilities
- Overload protection built in, with a shearing pin in the forward lever
- Shear pins can be replaced without removing the load
- Spare shear pins supplied
- Parallel clamping system providing evenly distributed grip at a lower force, resulting in less rope wear
- Individually serial numbered for traceability
- Supplied with relevant certification and user instructions

These units meet and exceed all the requirements within BS EN 13157:2004+A1:2009.

The Tiger manual wire rope puller is a hand operated lifting and pulling device. The puller could also be used for lowering, tensioning and guying which makes it a versatile, portable and multipurpose tool.

Certification:

Each unit comes fully certified with a test certificate or an EC Declaration of Conformity stating compliance with the essential health and safety requirements of the Machinery Directive 2006/42/EC.

Increase the Pulling and Lifting Capacity:

Various methods of rigging are shown. For the correct and incorrect method refer to figures 1 and 2. Other methods of rigging will increase the capacity of the machine – refer to figures 3 and 4.

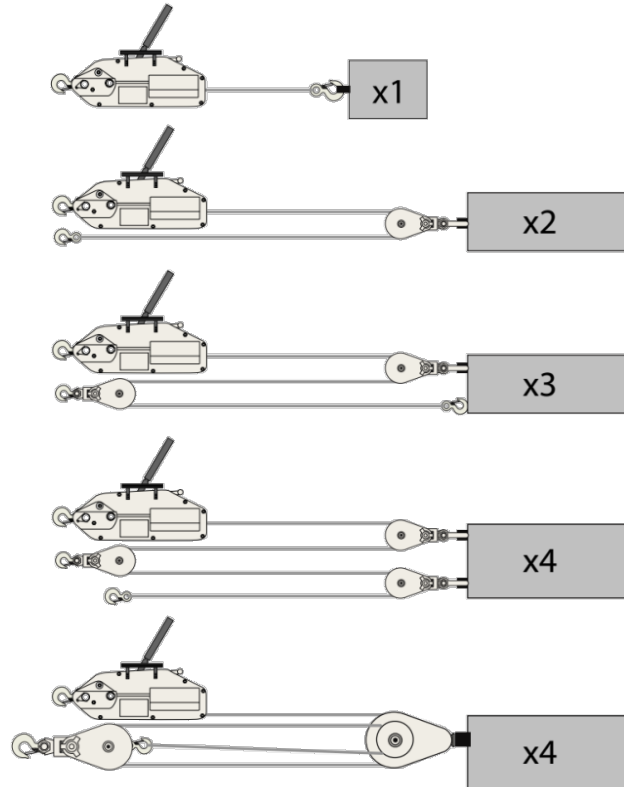
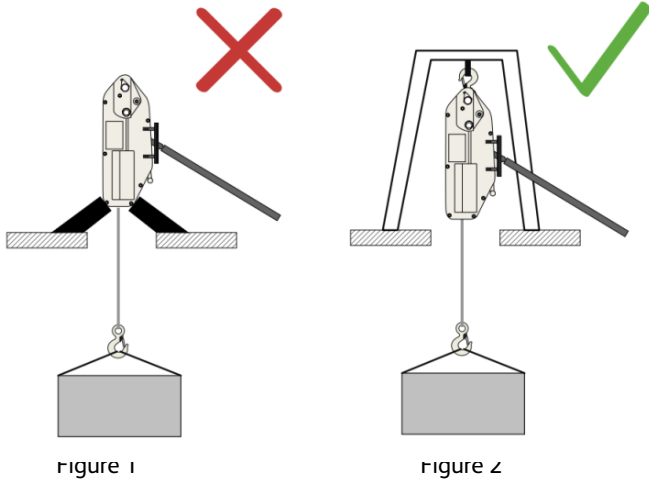


Figure 3

In examples 3 and 4 the maximum working load limit (WLL) of the pulley and anchor point shall be equal to or greater than two times the WLL.

NOTE: When the wire rope puller is anchored directly to a fixed point, ensure that there are no obstructions around the machine which could prevent the wire rope, puller and anchor from operating in a straight line.

It is recommended to use a sling of similar capacity between the anchor point and the unit.

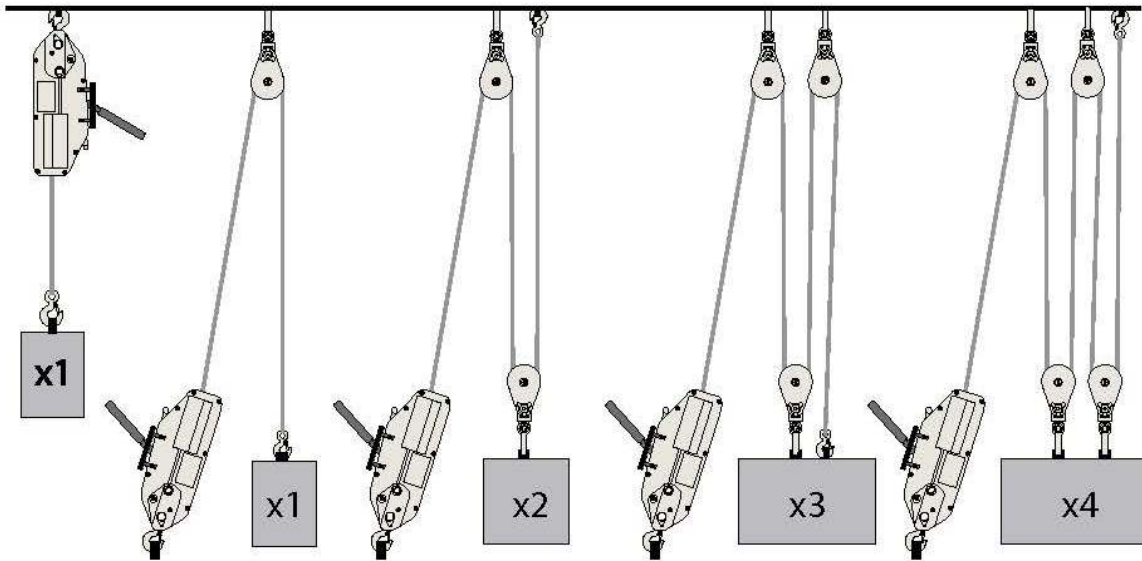


Figure 4

WARNING: Any rigging configuration which requires the calculation of forces applied should be checked by a competent engineer, with special attention to the strength of the fixed point used.

Technical Data

Aluminium Casing

Product Code	WLL (kg)	Pulling Capacity (kg)	Rope Diameter (mm)	Breaking strain (kN)	Effort (kg)	Advance /Pull (mm)	Net Weight (kg)	Overall Length (mm)	Overall Height (mm)	Overall Width (mm)
TRPA-08	800	1200	8.3	43	35	52	6.0	426	235	64
TRPA-16	1600	2400	11	120	41	55	11.0	545	280	97
TRPA-32	3200	4800	16	162	45	28	22.0	660	325	116
TRPA-54	5400	8000	20	264	76	30	59.0	930	480	152

Due to our policy of continual product development, dimensions, weights and specifications may change without prior notice. Please check with your Tiger sales team when ordering.

Bespoke designs available on request – contact info@tigerlifting.com for more information.