

Tiger Clamp Range

A range of Tiger clamps for a variety of applications
ASME B30.20 - AS 4991 - EN13155

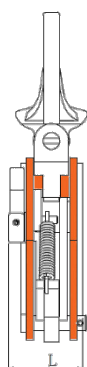
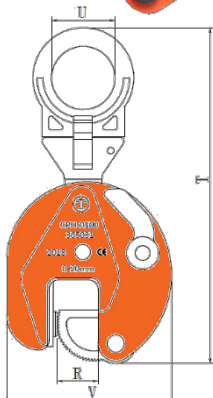


- Universal Plate Clamp | CPU
- Vertical Drum Clamp | CDV
- Pipe Lifting Clamp | CPL
- Horizontal Plate Clamp | CPH
- Screw Cam Clamp | CSC
- Rail Clamp | CRT





CPU - Universal Plate Clamp



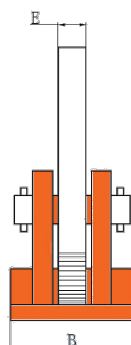
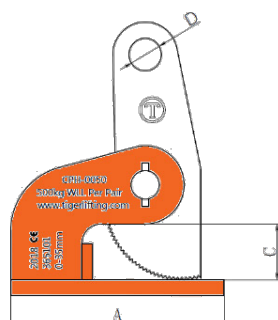
The Tiger CPU Clamp can be used for lifting and transporting steel plates and structures from all positions (horizontal, vertical and sidelong). As well as transporting plate, this clamp is well-suited to turning over steel structures and welded constructions. It has an articulated lifting shackle so can be fitted to a steel plate in any position. It is designed to be used with a two leg chain sling for lifting longer plates without the need for a spreader beam. The CPU is equipped with a pre-tension mechanism ensuring the clamp does not slip when lifting force is applied and when a load is being lowered. For use with plates with surface hardness of up to 300 Brinell (HB) / 32 Rockwell C (HRC).

Plate Clamps should not be used if the surface temperature of the material being lifted is above 100°C. (212°F). The ambient temperature of the operating environment should not be lower than -20°C (-4°F) and not be higher than +50°C. (122°F).

Product Code	Capacity (tonne)	Jaw Opening R (mm)	Dimensions (mm)				Net Weight (kg)
			T (mm)	U (mm)	V (mm)	L (mm)	
CPU-0050	0.5	0-15	205	30	105	48	2.0
CPU-0100	1.0	0-20	300	50	145	66	5.0
CPU-0200	2.0	0-25	385	68	175	75	8.0
CPU-0320	3.2	0-30	430	75	215	102	15.0
CPU-0500	5.0	0-50	500	68	232	112	21.0



CPH - Horizontal Plate Clamp




The Tiger CPH clamp is a horizontal lifting clamp intended to be used in pairs, sets of pairs, or in a tripod arrangement for transporting steel plates horizontally. They can be used to lift all types of materials in plate form providing that the plate can withstand the forces imposed on it. These clamps are only suitable for lifting single plates with a surface hardness below 300 Brinell (HB) / 32 Rockwell C (HRC).

Product Code	Capacity (tonne)*	Jaw Opening C (mm)	Dimensions (mm)					Net Weight (kg)
			A (mm)	B (mm)	C (mm)	D (mm)	E (mm)	
CPH-0050	0.5	0-35	140	65	38	20	16	2.3
CPH-0100	1.0	0-60	180	80	68	25	16	5.8
CPH-0200	2.0	0-60	180	80	68	25	16	6.7

*Capacity per set of two



CSC - Screw Cam Clamp



The Tiger CSC 'swivel hook' screw cam clamp is suitable for many applications. It is particularly useful for lifting and pulling sheet metal, girders, and steel constructions. It is fitted with a moveable cam on the thread spindle which provides a powerful clamping force on the object being moved.

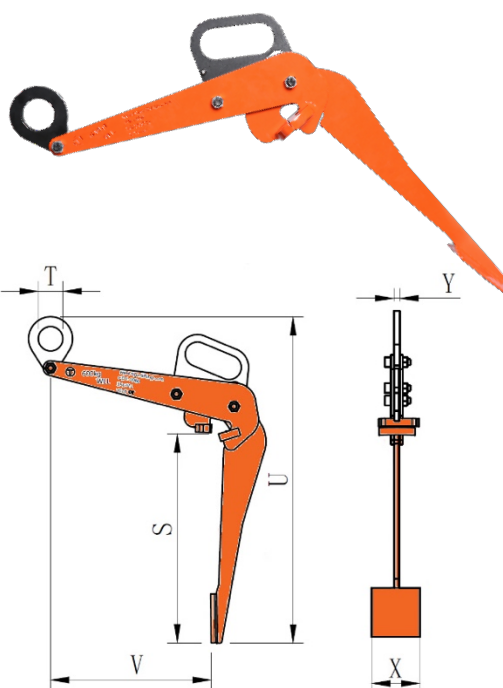
It can be used for lifting and transporting a large variety of different shaped steel, ranging from steel plates and structured steel to curved and spherical shaped steel. As well as transporting plate, this clamp is well-suited to turning over steel structures and welded constructions. It is also designed to be used in conjunction with a Tiger lever hoist to align steel structures of fabrications. These clamps are ideally suited for the construction industry.

When loaded, the Cam swivels in proportion to the load applied and the teeth edges of the cam bite into the plate to increase the clamping force, even when vibrations occur during operation.

Product Code	Capacity (tonne)	Dimensions (mm)						Net Weight (kg)
		Jaw Opening (mm)	A (mm)	B (mm)	C (mm)	D (mm)	E (mm)	
CSC-0050	0.5	0-28	52	158	11	18	105	0.7
CSC-0150	1.5	0-32	77	210	16	30	152	4.0
CSC-0300	3.0	0-50	88	270	19	36	191	6.0
CSC-0600	6.0	0-75	153	290	32	45	255	18.0



CDV - Vertical Drum Clamp



The Tiger CDV-0060 drum clamp has been designed to lift and transport drums in the vertical position.

One clamp can be used to lift drums with or without their lids by gripping the rim of the drum. Its lightweight and small overall design makes it ideal for picking up drums that sit tightly on pallets. The centre of gravity of the drum is below the lifting point during transportation.

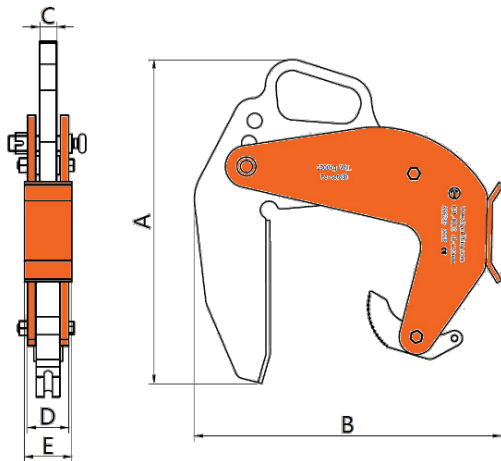
Product Code	Capacity (tonne)	Dimensions (mm)						Net Weight (kg)
		U (mm)	S (mm)	V (mm)	T (mm)	X (mm)	Y (mm)	
CDV-0060	0.6	765	434	305	50	100	12	7.0



CPL - Pipe Lifting Clamp



The Tiger CPL pipe lifting clamps are used in sets of three for the vertical transportation of concrete pipe sections with a diameter of up to 2m. The jaw capacity is designed for pipe thickness of 40-120mm for the 1.5t capacity set and 90-220mm for the 3.0t capacity set. Attachment and removal of the clamps from the pipe is extremely easy due to the simple and straightforward design. For concrete according to DIN4034. The capacities shown are based on a set of three clamps.

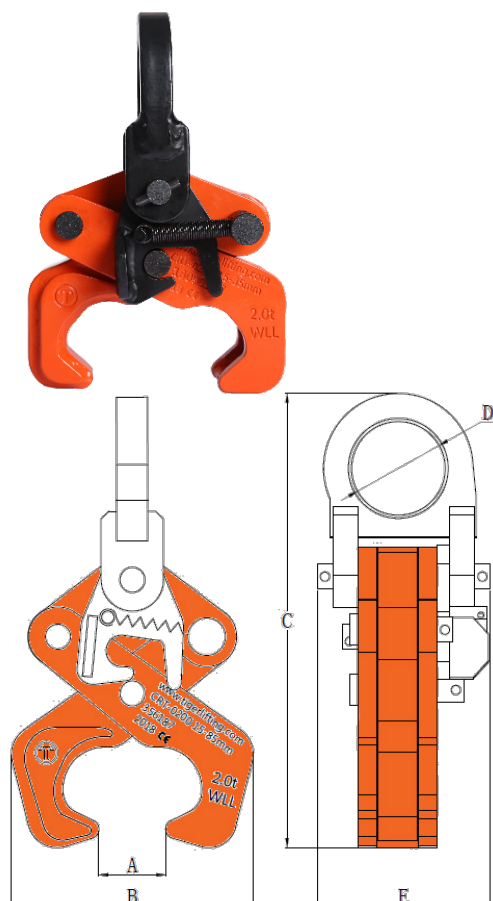


Product Code	Capacity (tonne)*	Dimensions (mm)						Net Weight (kg)
		Jaw Opening (mm)	A (mm)	B (mm)	C (mm)	D (mm)	E (mm)	
CPL-0150	1.5	40-120	415	361	20	54	64	12.3
CPL-0300	3.0	90-220	490	486	25	61	70	27.5

*Capacity per set of three



CRT - Rail Clamp



The Tiger CRT rail clamps are designed to lift single rails lengthways and crossways, securely and safely. The clamps are designed to fit most types of rail section currently in use. The clamps are locked onto the rail-head via a lever operated spring mechanism. Very solid, practical design with low dead weight. For rail sizes S49, S54, S60s, UIC60.

Product Code	Capacity (tonne)	Dimensions (mm)					Net Weight (kg)
		Jaw Opening A (mm)	B Max (mm)	C Max (mm)	D (mm)	E (mm)	
CRT-0200	2.0	15-85	170	302	60	111	6.2

4.0t capacity available to order

All Tiger Clamps units meet the requirements within ASME B30.20, the Australian Standard AS 4991 and EN13155:2003+A1:2009. All items comply with the essential health and safety requirements of the Machinery Directive 2006/42/EC. Heavy duty markings show the relevant jaw widths, working load limits, serial numbers and year of manufacture.

Certification:

Each unit comes fully certified with a test certificate or an EC Declaration of Conformity stating compliance with the essential health and safety requirements of the Machinery Directive 2006/42/EC.

Due to our policy of continual product development, dimensions, weights and specifications may change without prior notice. Please check with your Tiger sales team when ordering.

Bespoke designs available on request – contact info@tigerlifting.com for more information.