



## Tiger Low Headroom Air Trolley & Hoist Series: ULT



### Main Features

- Range – 2, 3, 4 & 6 tonne
- Ultra-low headroom, compact and versatile
- Available in geared and motorized versions
- Greater than 5:1 factor of safety
- Integrated load limiter

ULT series hoists are designed specifically for mining, industrial and general engineering applications where headroom is extremely limited such as locomotive battery bays, pump chambers and underground workshops. They are available in geared and motorized traverse versions. The hoists operate at air pressures of between 4 and 6 bar and have a factor of safety in excess of 5 at the rated load. They comply with the requirements of SANS 1638, ASME B30.16 and EN14492-2. The manufacturing facility producing the hoists is ISO9001 certified.

### Load Limiter

Integral differential pressure load limiting valve automatically prevents the operator lifting a load of more than 125 % of the working load limit. Load limiter is 100 % repeatable at all working pressures and does not wear or generate damaging heat.

### Emergency Stop

All hoists can be supplied with an emergency stop device as an option. This shuts off the main air supply to the hoist when activated. Resetting the device will not automatically restart the hoisting operation.

### Precise Control

Accurate and precise positioning of loads is standard for both toggle and pendant control models.

### Fail Safe Disc Brake

Non-asbestos self-adjusting disc brake is applied automatically when the air supply to the hoist is shut off. The brake is self-adjusting for the life of the brake and can hold more than 125 % of the working load limit.

### Automatic Stopping

Motorized traverse drive stops automatically due to the worm drive when the air supply is shut off. Additional traverse brake is optional.

### Integral Silencer

The exhaust air silencer limits the noise level to 83dB(A).

### Load Chain

Grade 8 load chain ensures stringent high-speed duty cycles can be met. The load chain is in accordance with the requirements of SANS/ISO 3077 and EN818-7 Appendix B.

### Vane Motor

Assisted vane lifting ensures maximum starting torque when starting under load.

### Sealed Gearbox

The sealed planetary gearbox ensures that the most stringent duty cycles can be met. The gears are heat treated and mounted on high strength, low friction bearings.

### Ease of Maintenance

The modular design of the hoist allows easy access to internal components such as the motor, gearbox, and load limiter. Common parts are used throughout the range.

### Technical Data

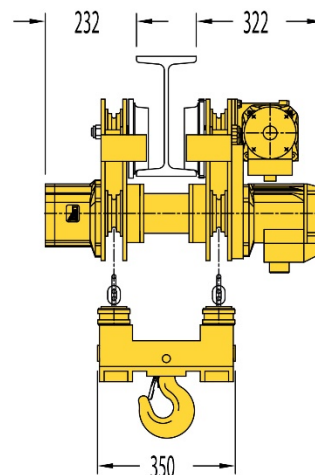
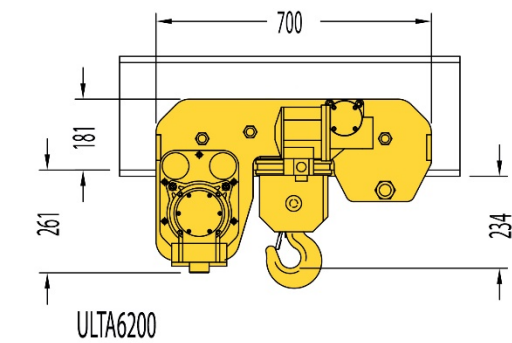
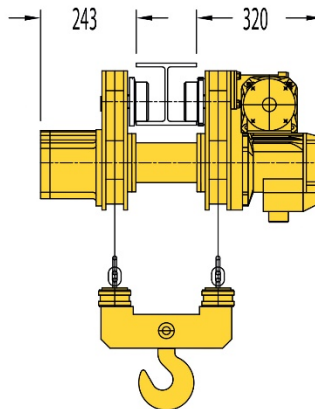
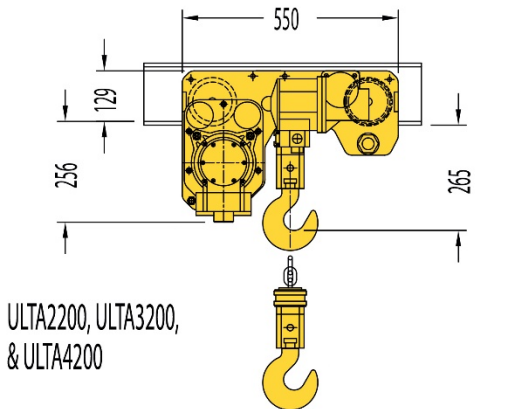
MODEL	ULTA2200	ULTA3200	ULTA4200	ULTA6200
Lifting Capacity (tonne)	2.0	3.0	4.0	6.0
Falls of Chain	2	2	2	4
Chain Size (mm)	10 x 28	10 x 28	10 x 28	10 x 28
Total Weight (kg) *	230	235	235	265
Full Load Lifting Speed (m/min) @ 6 bar	5.3	4.8	3.6	2.4
Full Load Lifting Speed (m/min) @ 4 bar	3.2	3.0	2.3	1.5
Traverse Speed (m/min) @ 6 bar	28.0	28.0	28.0	27.0
Air Consumption (m <sup>3</sup> /min) @ 6 bar	2.6	4.0	4.0	4.0
Air Consumption (m <sup>3</sup> /min) @ 4 bar	1.7	2.6	2.6	2.6
Air Connection	G $\frac{3}{4}$	G1	G1	G1
Supply Hose (Inside Ø) (mm)	19	25	25	25
Sound Level (dB(A))	83	83	83	83
Minimum Headroom (mm)	260	265	265	234
Minimum Beam Curve Radius (mm)	3600	3600	3600	4200

Due to our policy of continual product development, dimensions, weights and specifications may change without prior notice. Please check with your Tiger sales team when ordering.

Bespoke designs available on request – contact [info@tigerlifting.com](mailto:info@tigerlifting.com) for more information.

\* Weight includes 3m lift, 2m pendant control.

\* For longer lifts add 4.4kg for the ULTA2200, ULTA3200, ULTA4200 and 8.8kg for the ULTA6200.



### How to Order: Example: ULTA6200P32

Series	Type	Max Load (kg)	Attachment	Control	Pendant Type	Control Length (m)
ULT	A	6	200	P	3	2
	A = Motorized G = Geared	2, 3, 4, or 6		P = Pendant T = Toggle		

When ordering specify beam size, flange width and type